

This article is aimed at alerting healthcare professionals, and psychologists in particular, on the prevalence of head or brain injuries (these terms are often used interchangeably) in society.

1. Overview of Traumatic Brain Injury

A **Traumatic Brain Injury (TBI)** represents a significant public health concern and contributes substantially to both individual disability and broader societal burden. TBIs occur when an external force is applied to the head, resulting in structural or functional disruption of the brain. Such forces may involve rapid acceleration–deceleration movements such as in motor vehicle accidents direct impact, penetrating trauma, or blast-related injuries. Depending on the severity and clinical presentation, TBIs are generally classified along a continuum ranging from mild to very severe, based on established medical and neurological criteria.

For more than 50 years, neuropsychologists have assumed an increasingly important role in the classification, assessment, and management of head injuries. Their growing participation in multidisciplinary committees responsible for developing diagnostic and classification guidelines and criteria highlights the importance of neuropsychological expertise in understanding the cognitive, behavioural, social, and emotional consequences of brain injury.

Irrespective of the age at which the injury occurs, TBIs may result in persistent neuropsychological sequelae that significantly affect an individual's functioning. The nature and severity of these outcomes depend on numerous interacting variables, including the severity of the injury, medical management, environmental factors, cognitive reserve, and the developmental stage at which the injury occurs. Age at injury represents one of the most important determinants of long-term outcome. Accordingly, this discussion outlines the neuropsychological consequences of head and brain injuries across different stages of the lifespan.

Thus, neuropsychologists play an increasingly important role in assisting with the following:

Members: Prof Theophilus Lazarus (Chairperson); Dr Ann Watts (deputy Chairperson; Barry Viljoen (General Secretary and Treasurer); Dr Louise Olivier; Dr Lindiwe Mabena; Dr Karl Swain; and Hendrina Mosima



DIVISION OF NEURO- AND FORENSIC PSYCHOLOGY

division

- Clarifying the severity of head injuries
- Assessing cognitive, social and behavioural consequences on the head-injured individual.
- Assessing the impact of the head injury on interpersonal, work and family relationships
- Designing rehabilitation and treatment strategies
- Prognosticating future outcome

Head Injuries Across the Lifespan

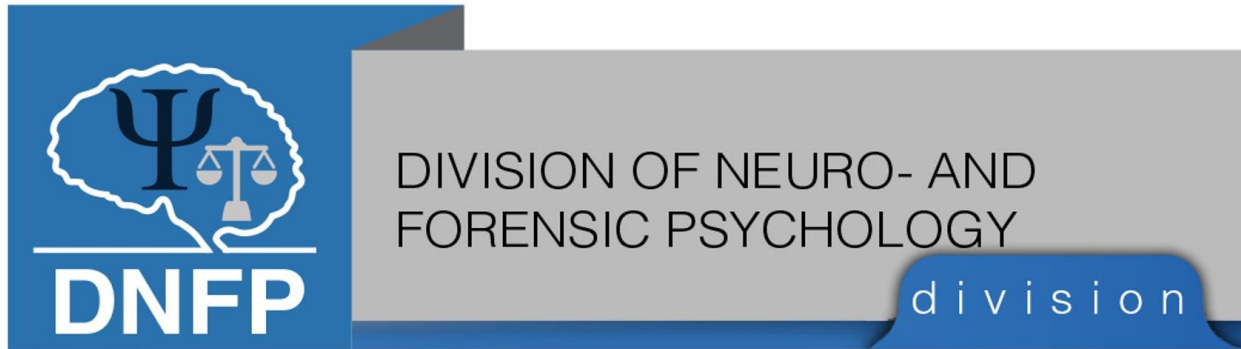
Traumatic Brain Injuries Across the Lifespan: Neuropsychological Considerations

Young Infant Cases

Head injuries occurring during infancy present unique clinical and ethical challenges. Although some injuries are accidental, increasing evidence suggests that a substantial proportion of head injuries in infants result from non-accidental trauma inflicted by caregivers. Some estimates indicate that approximately 32–38 cases per 100,000 infants may involve such injuries.

The diagnostic term Abusive Head Trauma (AHT) has largely replaced the earlier term Shaken Baby Syndrome, reflecting a broader understanding of the mechanisms involved in inflicted injury. AHT is considered one of the leading causes of mortality and morbidity related to abuse in infants and very young children.

Members: Prof Theophilus Lazarus (Chairperson); Dr Ann Watts (deputy Chairperson; Barry Viljoen (General Secretary and Treasurer); Dr Louise Olivier; Dr Lindiwe Mabena; Dr Karl Swain; and Hendrina Mosima



The clinical presentation of mild brain injuries in this population may be subtle and therefore easily overlooked during initial medical or social service evaluations. Symptoms may include irritability, social avoidance, feeding difficulties, lethargy, and subtle neurological changes.

Because these injuries often occur within a complex social context involving caregiver abuse or neglect, repeated episodes of trauma are unfortunately common.

Early recognition and intervention are essential to prevent further injury and to mitigate long-term neuropsychological consequences. Survivors may experience enduring psychological and psychiatric sequelae, including Post-Traumatic Stress Disorder, Anxiety, and Depression.

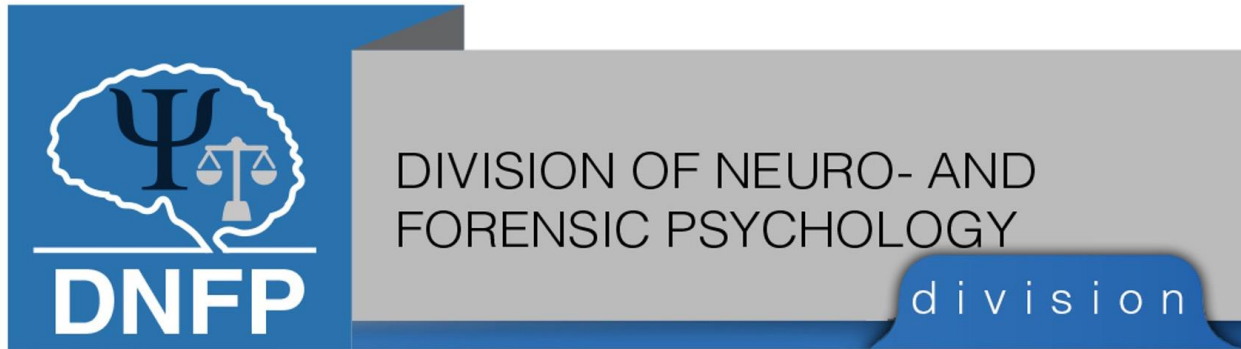
Management typically requires coordinated multidisciplinary care involving emergency medical treatment, neuropsychological assessment, rehabilitation therapies, and ongoing psychosocial support.

Given the developmental vulnerability of the infant brain, specialized expertise is often required. A pediatric neuropsychologist with appropriate training and experience plays a critical role in the identification, assessment, and treatment of affected children. Additionally, careful attention to the broader family and social environment is essential to prevent further traumatic injury.

Children and Adolescents

Children and adolescents face increasing exposure to potential head trauma through participation in a wide range of social, recreational, and professional sporting activities. Organized sports, particularly contact sports such as rugby, boxing, martial arts, ice hockey, and soccer, present a notable risk for head injuries. In these contexts, the term **Concussion** is commonly used to describe mild traumatic brain injuries that may occur following direct or indirect impact to the head.

Members: Prof Theophilus Lazarus (Chairperson); Dr Ann Watts (deputy Chairperson; Barry Viljoen (General Secretary and Treasurer); Dr Louise Olivier; Dr Lindiwe Mabena; Dr Karl Swain; and Hendrina Mosima



Recognition of the risks associated with sport-related concussions has led to the development and implementation of standardized concussion management protocols across many sporting organizations and educational institutions. These protocols emphasize early recognition, immediate removal from play, and structured return-to-activity guidelines.

In addition to sporting injuries, children and adolescents may sustain head trauma through other mechanisms, including falls, interpersonal violence, and accidental injuries occurring motor vehicle accidents and during everyday activities. In some regions, including parts of South Africa and other countries with elevated levels of interpersonal violence, weapon-related injuries such as gunshot wounds or injuries caused by sharp instruments may also contribute to the burden of traumatic brain injury.

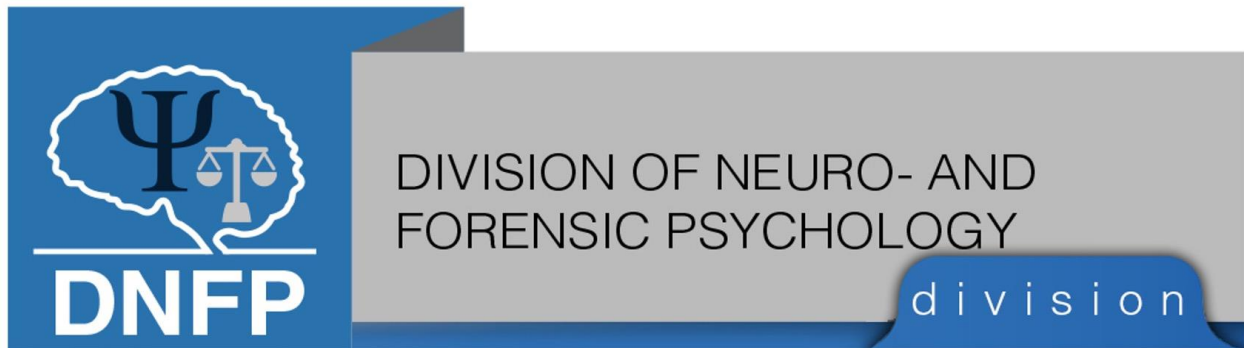
The neuropsychological consequences of head injuries in this developmental stage may be particularly significant because the brain is still undergoing critical processes of maturation. Injuries may affect attention, memory, executive functioning, emotional regulation, and academic performance. Common symptoms include confusion, headaches, dizziness, memory difficulties, and changes in mood or personality.

Consequently, careful assessment, monitoring, and rehabilitation are required. Early intervention strategies may include neuropsychological evaluation, cognitive rehabilitation, educational support, and psychological counselling to address emotional and behavioural difficulties.

Adult Head Trauma

In adulthood, traumatic head injuries frequently result from motor vehicle accidents, interpersonal violence, occupational accidents, and participation in recreational or professional sports. Motor vehicle collisions remain one of the most common causes of moderate to severe traumatic brain injuries worldwide, often involving rapid acceleration–deceleration forces that can result in diffuse brain damage.

Members: Prof Theophilus Lazarus (Chairperson); Dr Ann Watts (deputy Chairperson; Barry Viljoen (General Secretary and Treasurer); Dr Louise Olivier; Dr Lindiwe Mabena; Dr Karl Swain; and Hendrina Mosima

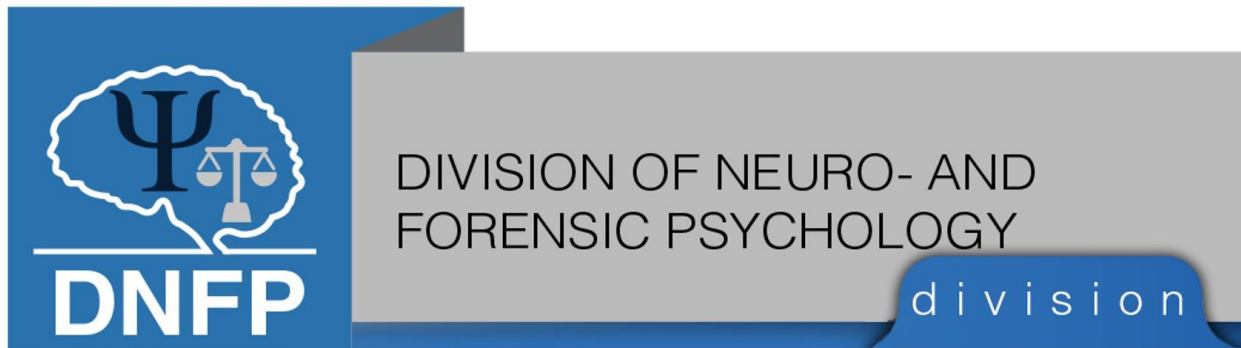


Interpersonal violence also represents a significant contributor to adult head trauma in many regions. Assaults, domestic violence, and other forms of physical conflict may result in both blunt and penetrating head injuries. In addition, participation in certain sports continues to expose adults to repeated head impacts, which may contribute to cumulative neurological damage over time.

The consequences of traumatic brain injuries in adults extend beyond immediate medical complications and frequently affect multiple aspects of daily functioning. Cognitive impairments may involve difficulties with memory, attention, executive functioning, and information processing speed. Behavioural and emotional changes, including irritability, impulsivity, depression, and anxiety, are also frequently reported.

These impairments often have profound implications for occupational functioning, interpersonal relationships, and overall quality of life. Individuals may experience difficulty returning to work, maintaining employment, or fulfilling family and social roles. As a result, comprehensive rehabilitation programs are typically required.

Effective management of adult head trauma generally involves a multidisciplinary approach incorporating medical care, neuropsychological assessment, cognitive rehabilitation, psychological therapy, and social support services. Neuropsychologists play an essential role in identifying cognitive deficits, guiding rehabilitation strategies, and assisting individuals in adapting to the long-term consequences of brain injury.



Head Injuries in Older Adults

Traumatic brain injuries among older adults represent a growing public health concern, particularly in ageing populations worldwide. In this age group, the most common cause of head injury is related to **falls**, which account for a substantial proportion of emergency department visits and hospital admissions related to brain trauma. Age-related physiological changes—including reduced balance, decreased muscle strength, visual impairment, and the presence of chronic medical conditions—contribute significantly to the increased risk of falls in older adults.

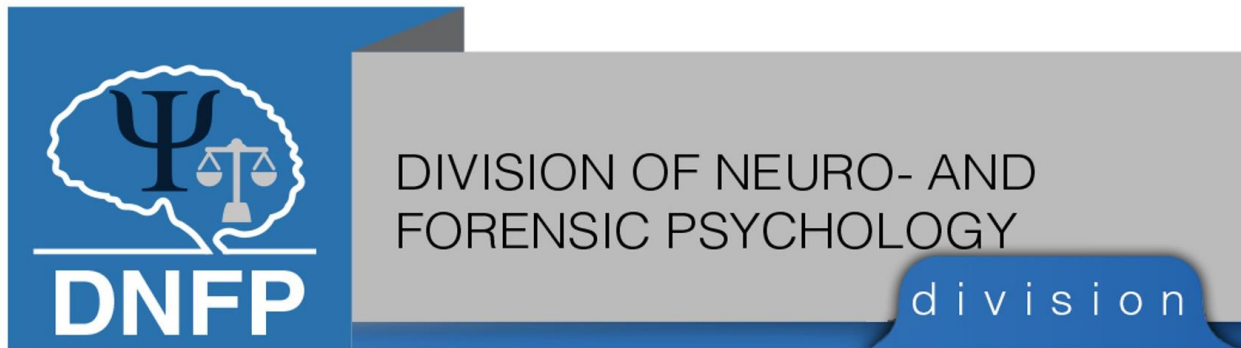
In addition, the use of medications such as anticoagulants, sedatives, and antihypertensive drugs may increase both the likelihood of falling and the severity of potential complications following head trauma. Even relatively minor falls may result in significant brain injury due to increased cerebral vulnerability associated with ageing.

In older individuals, traumatic brain injuries may present differently than in younger populations. Symptoms such as confusion, memory disturbances, slowed cognitive processing, or changes in personality may be mistaken for typical age-related cognitive decline, resulting in underdiagnosis

or delayed treatment. However, even mild forms of **Traumatic Brain Injury** in older adults can lead to significant functional impairment and reduced independence.

Several neurodegenerative conditions have been associated with prior head trauma. These include **Alzheimer's Disease**, **Vascular Dementia**, and **Chronic Traumatic Encephalopathy**.

Older adults who sustain head injuries may also experience accelerated cognitive decline if pre-existing neurodegenerative processes are already present. In such cases, traumatic brain injury



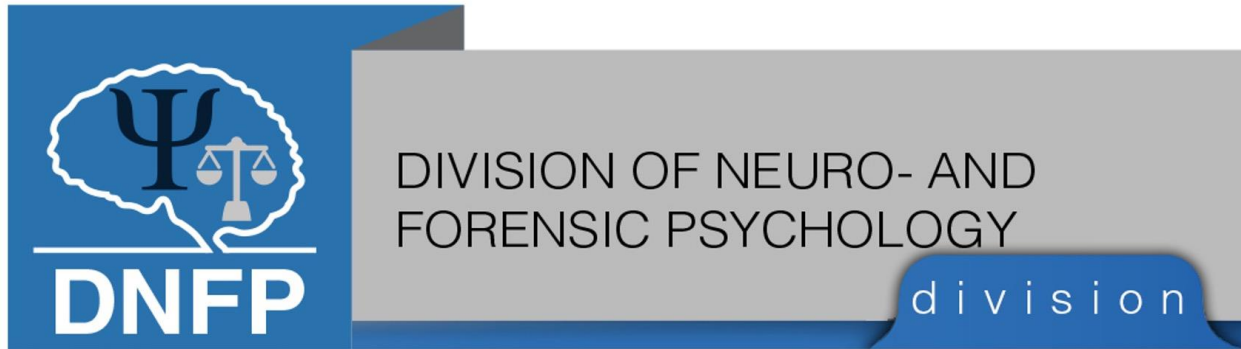
may act as a precipitating or exacerbating factor that accelerates the progression of cognitive impairment.

Given these risks, early identification and appropriate management of head injuries in older adults are critically important. Neuropsychological assessment can assist in distinguishing between post-injury cognitive changes and emerging neurodegenerative disorders. Furthermore, rehabilitation interventions focusing on cognitive functioning, mobility, and environmental safety may help reduce long-term disability.

Preventative strategies are also essential in reducing the incidence of fall-related head injuries in older populations. These may include fall-prevention programs, physical therapy to improve balance and strength, medication review to reduce adverse side effects, and modifications to the home environment to eliminate hazards.

As populations continue to age globally, the intersection between traumatic brain injury, falls, and dementia risk will become an increasingly important area for clinical practice and research. Multidisciplinary collaboration among healthcare providers, including neurologists, occupational therapists, physiotherapists, geriatricians, neuropsychologists, and rehabilitation specialists, is essential to improving outcomes for older adults affected by head injuries.

Members: Prof Theophilus Lazarus (Chairperson); Dr Ann Watts (deputy Chairperson); Barry Viljoen (General Secretary and Treasurer); Dr Louise Olivier; Dr Lindiwe Mabena; Dr Karl Swain; and Hendrina Mosima



Conclusion

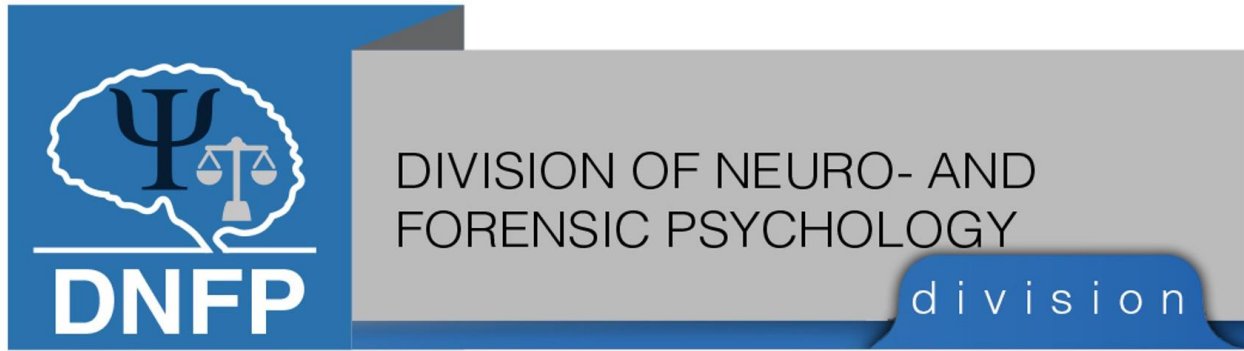
Traumatic brain injuries represent a major public health issue affecting individuals across all stages of the lifespan. The causes, clinical presentations, and long-term consequences of these injuries vary considerably depending on the age at which the injury occurs, cognitive reserve, and the surrounding social context.

From abusive head trauma in infancy to sport-related concussions in adolescence and motor vehicle accidents in adulthood and head injuries in vulnerable older adults, TBIs can lead to persistent cognitive, emotional, and behavioural impairments. Early identification, appropriate neuropsychological assessment, and coordinated multidisciplinary rehabilitation are essential to improving outcomes for affected individuals.

Given the complexity of these injuries and their far-reaching impact, continued research and collaboration among healthcare professionals and social services remain critical for advancing prevention, diagnosis, and treatment strategies.

Neuropsychologists have increasingly become integral members of multidisciplinary teams involved in the assessment and management of brain injuries. Their role includes evaluating cognitive deficits, contributing to injury classification, and designing individualized rehabilitation strategies aimed at optimizing recovery and functional independence.

Members: Prof Theophilus Lazarus (Chairperson); Dr Ann Watts (deputy Chairperson; Barry Viljoen (General Secretary and Treasurer); Dr Louise Olivier; Dr Lindiwe Mabena; Dr Karl Swain; and Hendrina Mosima



Some References

Robertson, J., McConnel, T., & Green, S. (2013). Abusive head trauma in infants and young children. *Journal of Injury and Violence Research*, 5(1), 51–60.

Centers for Disease Control and Prevention. (2022). *Traumatic brain injury and concussion: Data and statistics*. Atlanta, GA: CDC.

McCrory, P., Meeuwisse, W., Dvořák, J., et al. (2017). Consensus statement on concussion in sport—the Berlin conference. *British Journal of Sports Medicine*, 51(11), 838–847.

Menon, D. K., Schwab, K., Wright, D. W., & Maas, A. I. (2010). Position statement: Definition of traumatic brain injury. *Archives of Physical Medicine and Rehabilitation*, 91(11), 1637–1640.

Members: Prof Theophilus Lazarus (Chairperson); Dr Ann Watts (deputy Chairperson; Barry Viljoen (General Secretary and Treasurer); Dr Louise Olivier; Dr Lindiwe Mabena; Dr Karl Swain; and Hendrina Mosima